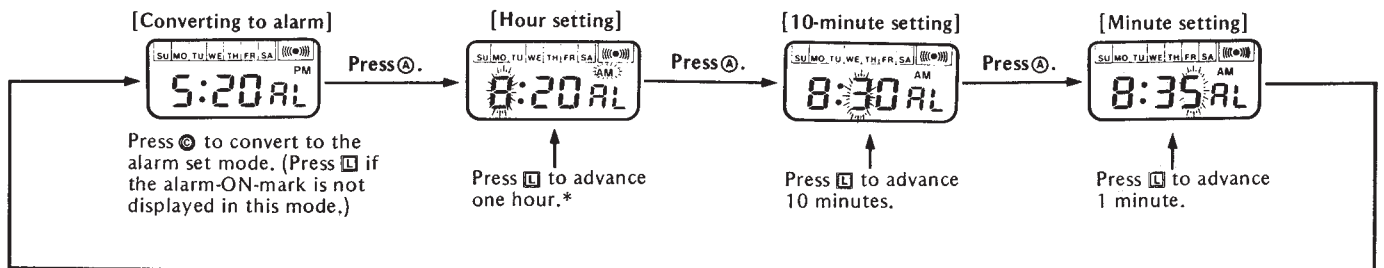


In the alarm time mode, the alarm-ON-mark disappears (the alarm is released) or appears each time the [A] button is pressed.

Once the alarm is set, the electronic buzzer sounds for 30 seconds at the preset time until released.

To stop the buzzer while sounding, press the [A] button. The alarm is released at the same time.

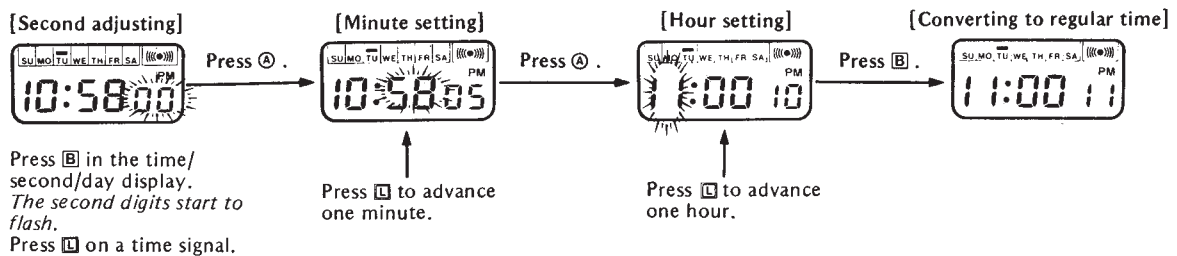
[Setting alarm time]



Press [A] or [C] to complete alarm time setting.

* If the [C] button is pressed in this setting mode, all unset digits are automatically set to zero.

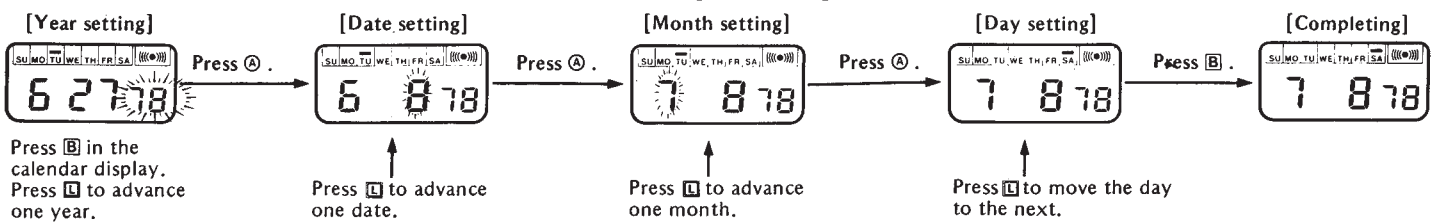
[Setting regular time]



(Independent correction) Correction of any digit, if not required, can be skipped by pressing the [C] button repeatedly in time/calendar/alarm setting.

(Reversion to normal time display) The watch reverts to the normal time display if the [B] button is pressed, regardless of the digit setting mode in time/calendar setting.

[Setting calendar]



Calendar system: Auto-calendar pre-programmed until the year 2009.