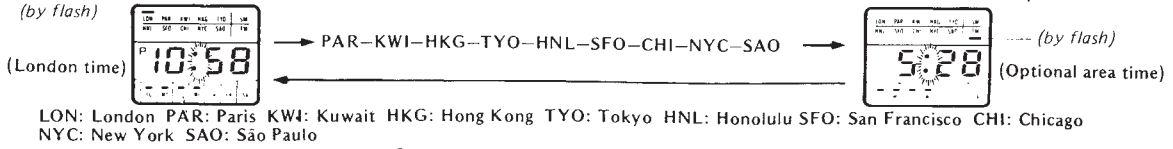


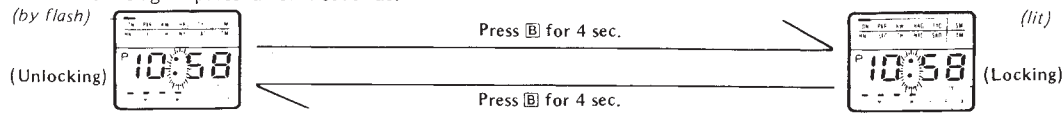
[Shifting international area times]

With the international area indicator flashing, the display shifts to the next time area when the **L** button is pressed.



[Locking international times]

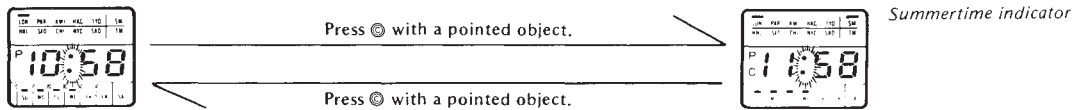
When the **L** button is pressed for 4 seconds the area indicator display is locked and will not shift to the next area until the **L** button is again pressed for 4 seconds.



[Adjusting standard time to daylight-saving time]

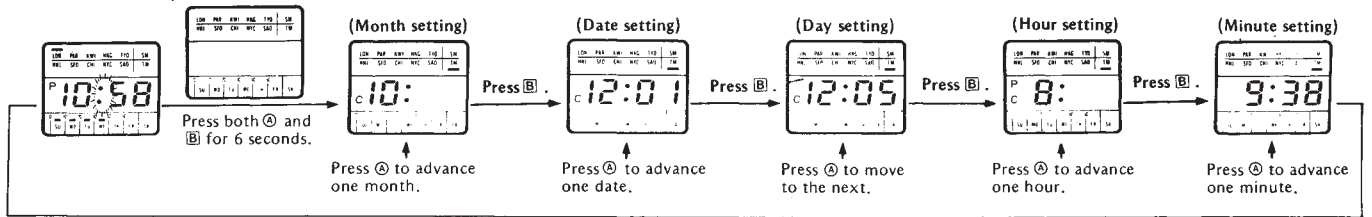
Certain countries adjust standard time for part of the year, especially for summer. The summertime adjustment can easily be performed by pressing the **L** button with a pointed object such as a pen, pencil or paper clip.

As the summertime adjustment effects only the area time displayed, if necessary, each area time can be adjusted for summertime differences.

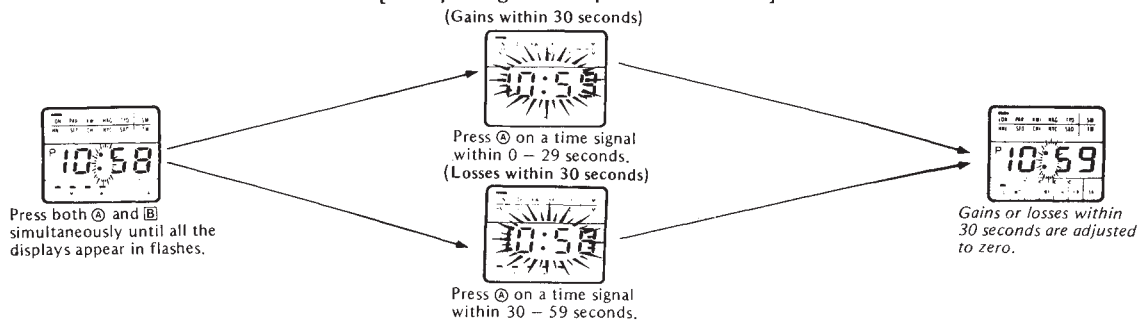


[Presetting the optional area time]

In the TM position, an optional time and date is presettable following a procedure similar to setting calendar and time. As seconds are automatically synchronized with other area times ± 30 second adjustments cannot be performed in this position.



[Readjusting errors up to ± 30 seconds]



[Setting time and calendar]

