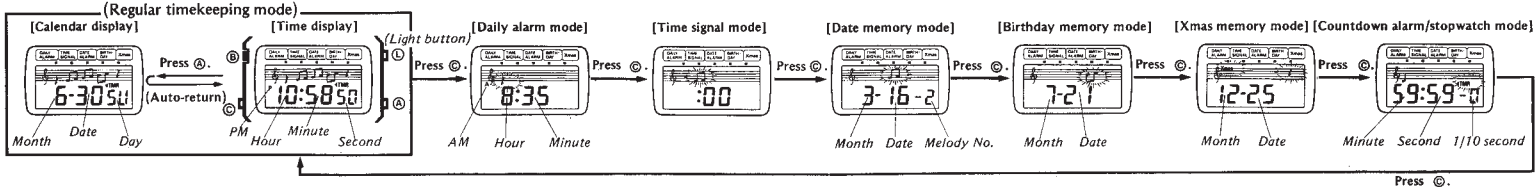


[Reading the display]



(Changeover between 12/24 hour formats) In the regular timekeeping mode, while pressing Ⓞ showing calendar, press Ⓜ to switch between 12/24 hour formats.

[Melody demonstration]

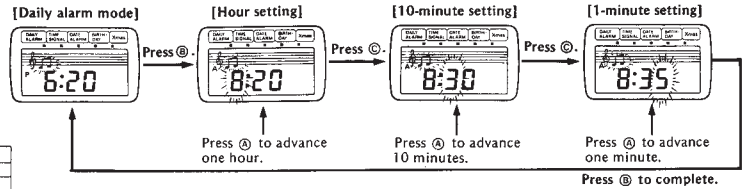
In daily alarm mode, the seven melodies are played in order by pressing the Ⓞ button. While the melody is played, the note played is shown on the display. In date memory mode, two melodies are played, alternatively by pressing the Ⓞ button.

In the Birthday and Xmas memory modes, the melody is played by pressing the Ⓞ button. To stop the melody or the buzzer while playing or sounding, press the Ⓜ button.

[Daily alarm mode]

Every time the Ⓞ button is pressed in the daily alarm mode, two eighth notes of "Mi, Fa" appear or rest of a quarter note appears. When two eighth notes of "Do, Re" appear, the melody is played at the preset time every day until cleared. The melody is played as follows:

(Module No. 82)		(Module No. 142)	
Day of week	Melody	Day of week	Melody
Monday	American Patrol (F. W. Meacham)	Sunday	Ungarische Tanz, Nr.5, F moll (Brahms)
Tuesday	Santa Lucia (Napoles folk song)	Monday	"Carmen" Votre toast, je peux vous le rendre (G. Bizet)
Wednesday	Romanza de Amor (Spanish folk song)	Tuesday	Little brown jug (American folk song)
Thursday	Marche Royale (French folk song)	Wednesday	L'amour est bleu (Andre Popp)
Friday	Kalinka (Russian folk song)	Thursday	A walk in the Black Forest (Hort Jankowski)
Saturday	Sakura Sakura (Japanese folk song)	Friday	Yellow Rose of Texas (American folk song)
Sunday	Moments musicaux (Franz P. Schubert)	Saturday	Cassatio in G. (L. Mozart)



[Time signal mode]

Every time the Ⓞ button is pressed in the time signal mode, two eighth notes of "Mi, Fa" appear or rest of a quarter note appears. When two eighth notes of "Mi, Fa" appear, the watch chimes every hour on the hour one second. At noon, the

'Big Ben' type tune will be given. If date memories are set, melodies are played instead of hourly time signals.

[Date memory mode]

Every time the Ⓞ button is pressed in the date memory mode, two eighth notes of "Sol, La" appear showing the date memory is set, or rest of a quarter note appears showing it is not set.

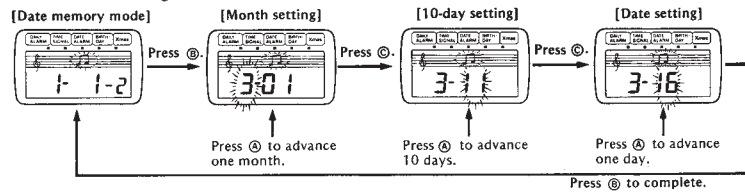
indicates that the melody of "Wedding March" is selected. When the time-signal is ON, the pre-set melody is played every hour on the hour instead of time signals.

On the arrival of the pre-set date, the two eighth notes blink for 24 hours in the time display.

Every time the Ⓞ button is pressed to view calendar, the selected melody ("Trinklied" or "Wedding March") is played one time.

Every time the Ⓞ button is pressed in the date memory mode, the melody of "Trinklied" or "Wedding March" is played alternatively and the last selected melody is memorized.

Number 1 indicates that the melody of "Trinklied" is selected and number 2



[Birthday memory mode]

Every time the Ⓞ button is pressed in the birthday memory mode, two eighth notes of "Si, Do" appear showing the birthday memory is set, or rest of a quarter note appears showing it is not set.

On the arrival of the pre-set date, the two eighth notes blinks for 24 hours in the time display.

Every time the Ⓞ button is pressed to view calendar, the melody of "Happy Birthday" is played one time and the display shows the message of "HAPPY". When the time-signal is ON, the melody of "Happy Birthday" is played every hour on the hour instead of time signals. The procedure of setting date of birthday is the same as setting date memory.

[Christmas memory mode]

Every time the Ⓞ button is pressed in the Xmas memory mode, two eighth notes of "Re, Mi" appear showing the Christmas memory is set, or rest of a quarter note appears showing it is not set.

On December 25, the mark of "Xmas" appears in any display mode for 24 hours.

Every time the Ⓞ button is pressed to view calendar, the melody of "Jingle Bells" is played on time. When the time signal is ON, the melody of "Jingle Bells" is played every hour on the hour instead of time signals.

[Countdown alarm/stopwatch operation]

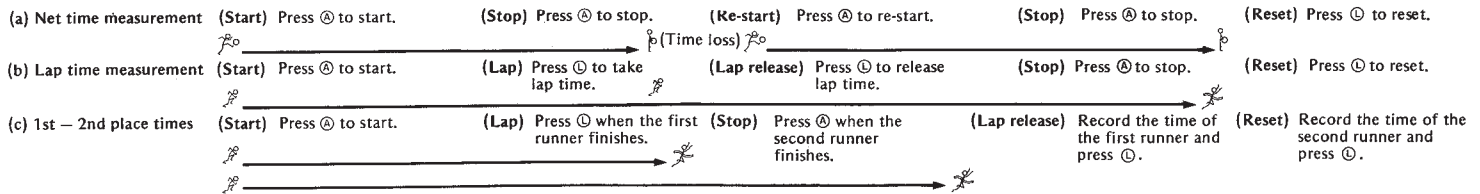
If any time up to 59 minutes 59 seconds is set, the countdown can be started. When the countdown reaches zero a chime sounds for 10 seconds and the count continues positively up to 59 minutes 59.9 seconds. Thereafter it can be reset and started again. A signal confirms start/stop operation. A signal sounds at 1-minute intervals in the stopwatch (ST) mode.

(Setting countdown alarm)

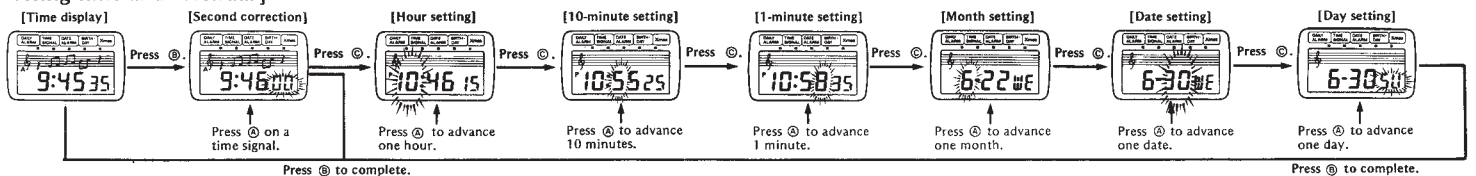
The setting procedure is similar to setting time.

10-minute, 1-minute, 10-second and 1-second can be set in sequence.

(Operation countdown alarm/stopwatch)



[Setting time and calendar]



(Independent correction) Correction of any digit, if not required, can be skipped by pressing the Ⓞ button repeatedly.

(Reversion to normal time display) The watch reverts to the normal time display if the Ⓞ button is pressed, regardless of the digit setting mode.