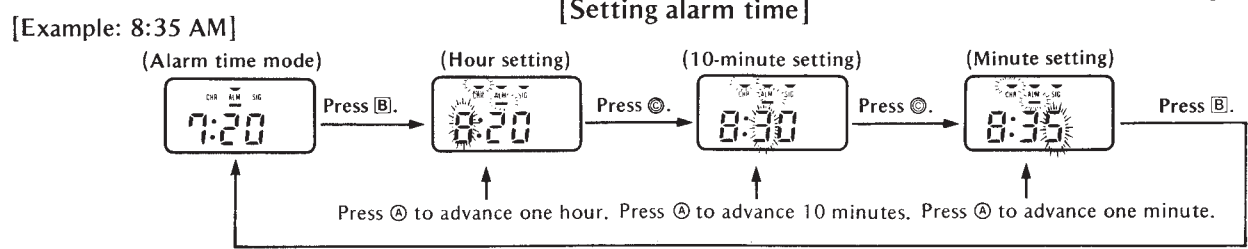
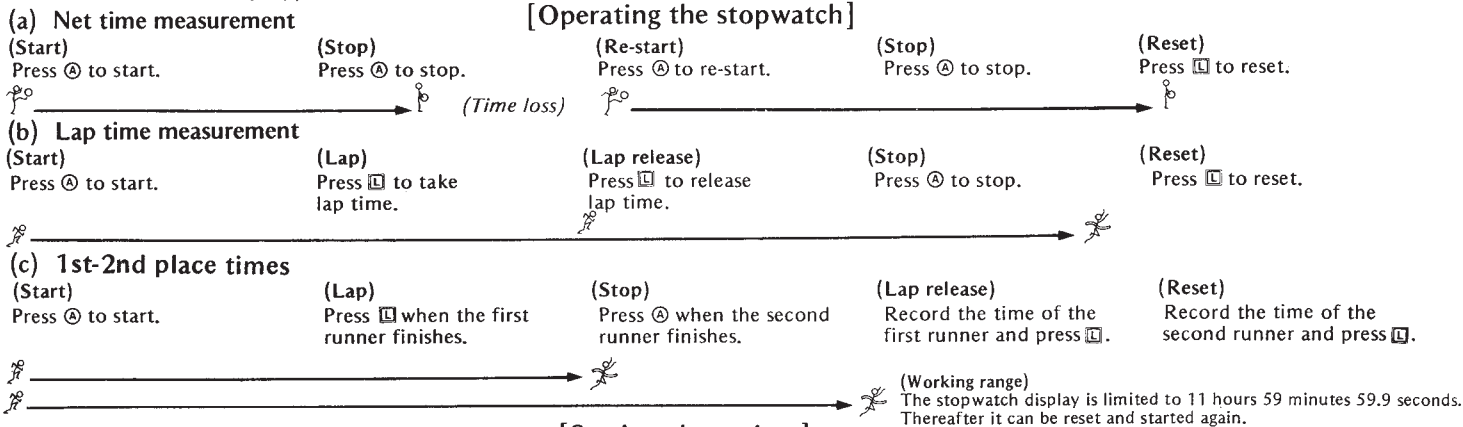
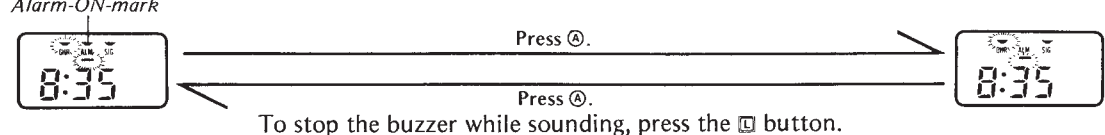


(Independent correction) Correction of any digit, if not required, can be skipped by pressing the B button repeatedly.
 (Reversion to normal time display) The watch reverts to the normal time display if the B button is pressed, regardless of the digit setting mode.



Every time the A button is pressed in the alarm setting mode, the alarm-ON-mark appears or disappears. When the alarm-ON-mark is lit, the buzzer sounds for 30 seconds at the preset time every day until cleared.



[Sound demonstration]

While the A and B buttons are pressed simultaneously, the buzzer sounds.

[Setting time signal]

Every time the A button is pressed in the time signal mode, the time-signal-ON-mark appears or disappears. When the time-signal-ON-mark appears, the watch chimes every hour on the hour one second.

